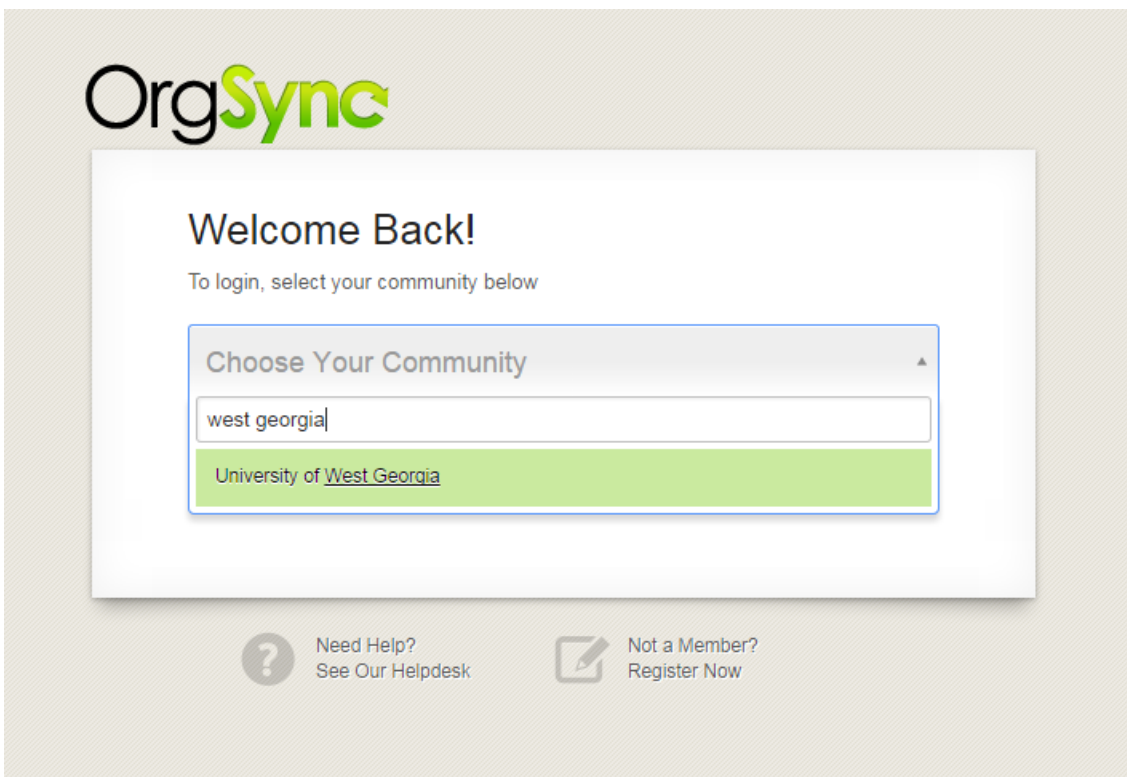


## How to Sign-In To OrgSync

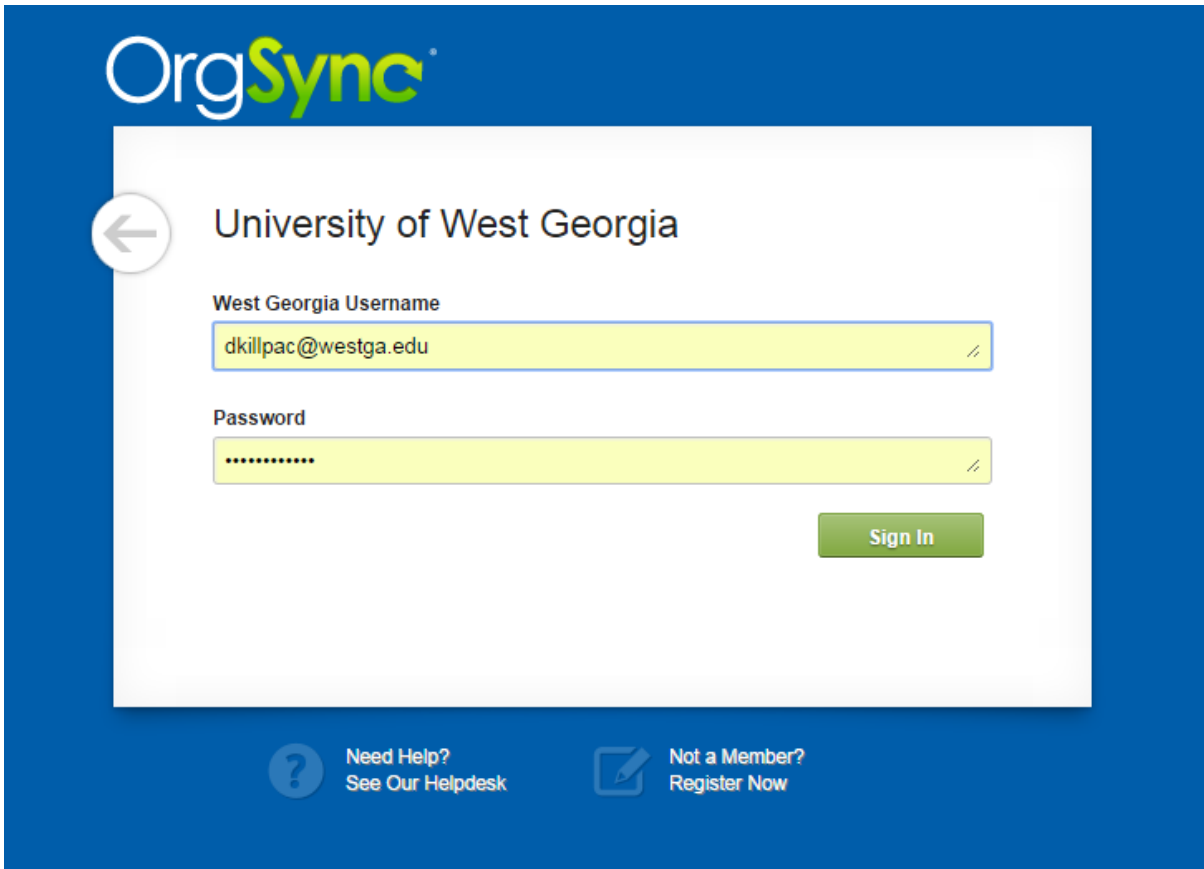
**Step One: Visit the OrgSync website [www.orgsync.com](http://www.orgsync.com) and select “Sign In”**



**Step Two: Select University of West Georgia by typing it into the drop down**

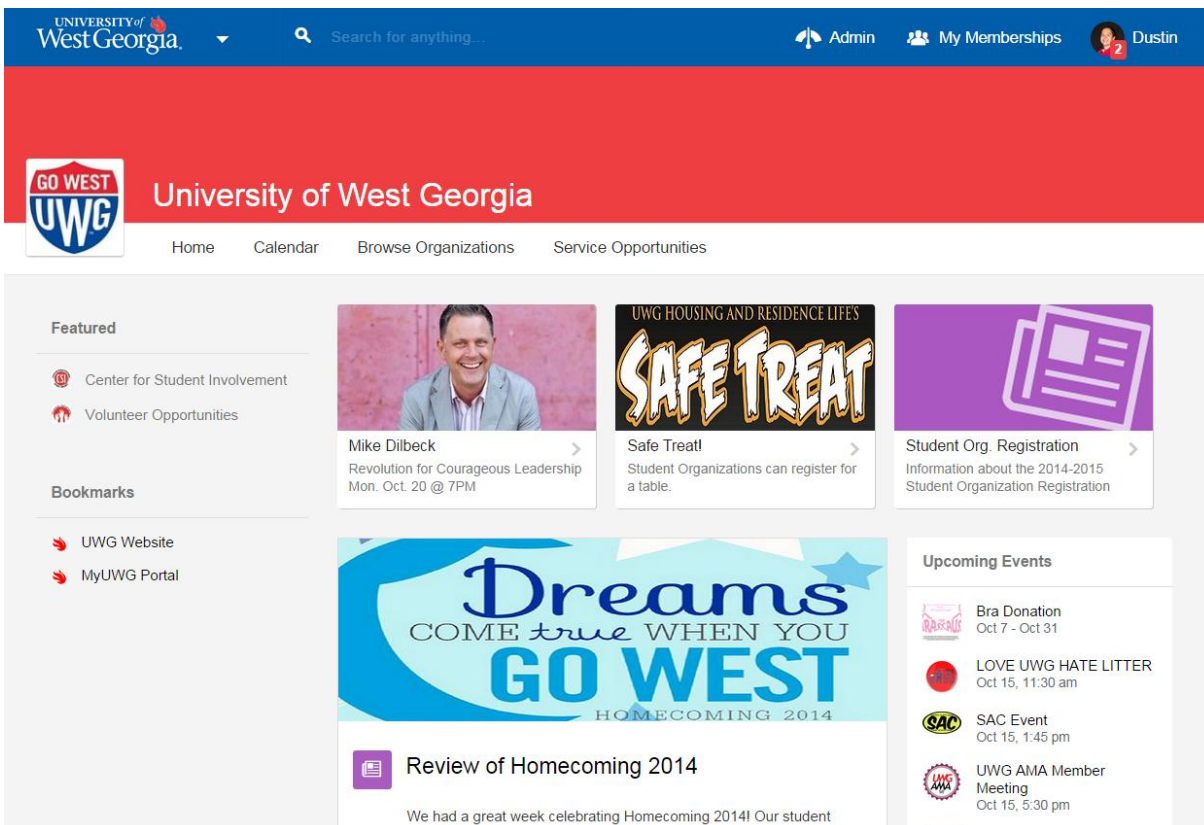


## Step Three: Sign-in using your UWG username and Password



The image shows the OrgSync login page for the University of West Georgia. The page has a blue header with the OrgSync logo. Below the logo is a white box containing the login form. The form has a back arrow on the left, followed by the text "University of West Georgia". There are two input fields: "West Georgia Username" with the value "dkillpac@westga.edu" and "Password" with masked characters. A green "Sign In" button is located below the password field. At the bottom of the white box, there are two links: "Need Help? See Our Helpdesk" and "Not a Member? Register Now".

## Welcome to the Homepage!



The image shows the homepage of the University of West Georgia. The top navigation bar includes the University of West Georgia logo, a search bar, and links for "Admin", "My Memberships", and a user profile for "Dustin". Below the navigation bar is a red banner with the "GO WEST UWG" logo and the text "University of West Georgia". Underneath the banner are links for "Home", "Calendar", "Browse Organizations", and "Service Opportunities". The main content area is divided into several sections: "Featured" with links to "Center for Student Involvement" and "Volunteer Opportunities"; "Bookmarks" with links to "UWG Website" and "MyUWG Portal"; a "Safe Treat!" announcement by Mike Dilbeck; a "Student Org. Registration" announcement; a "Dreams COME true WHEN YOU GO WEST HOMECOMING 2014" banner; a "Review of Homecoming 2014" announcement; and "Upcoming Events" including "Bra Donation", "LOVE UWG HATE LITTER", "SAC Event", and "UWG AMA Member Meeting".